



## A Plaited Leather Bracelet


v11803

Plaited with four pieces of 2mm thick leather cords. Fashion Links attached and fastened with a magnetic clasp.


### *Comment faire*



**1.** Attach four pieces of 2mm leather cord to a clipboard. Plait with four cords.




**2.** See the following steps. Follow the green cord:



**3.** -





4. -



5. After four or five cm pull on a fashion link. Then continue plaiting. Pull on a total of three fashion links, plaiting in-between.



6. The plait is held together with a piece of tape whilst gluing the end into an end cap.