



Vivi Gade Weaving Paper Strips


v11690

Vivi Gade Bremen Weaving Paper Strips woven to make a candle ring to fit around a candle holder.

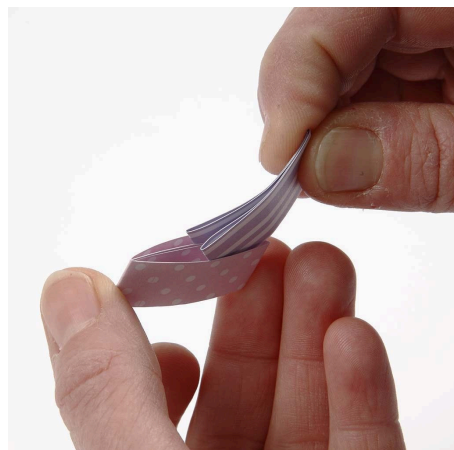
Comment faire



1. Cut pieces Weaving Paper Strips into 12.5cm length.




2. Fold lengthwise in the middle and then fold each end towards the middle. Each strip has a side with 4 layers of paper and a side with 8 layers of paper.



3. Insert two folded paper strips into each others ends from the side with 4 layers of paper.



4. Make sure that both woven ends are the ones with 4 layers of paper when weaving.



5. Continue weaving with the remaining strips.



6. To make a ring, connect the the ends of the woven strip.





7. Put two rings on top of each other: put a double folded edge against a single folded edge.



8. Sew together with zig-zag through the folds. Don't pull too hard or you may rip the paper. Put the rings around the candle holder.