



## A Christmas Calendar with Fold-Yourself Boxes


v12090

An advent calendar made from fold-yourself boxes. The box lids are covered with Vivi Gade Design wrapping paper. Decorated with felt numbers and attach to Design Cord with Alligator Clips.


### *Comment faire*



**1** Using the cut-out template (folding box), draw this onto the design paper and cut it out for the box lid.




**2** Fold the lid. Fold the corners as shown in the photo.




**3** Fold down the sides.



**4** Fold down the front edge.




**5** Fold down the back edge. Then unfold the box lid.



**6** Glue the paper from step 1 onto the box lid with a glue stick.





**7** Fold the lid.



**8** Make a hole in the corner of the box lid and insert a piece of doubled-over paper string decorated with wood beads.



**9** Fold the base of the box.



**10** Decorate the side of the box with glued on felt numbers.



