



A Canvas Panel with Print


v12427

Etch a drawing into a sheet of foam rubber and use this as a printing plate. Brush the printing plate with glossy black A-Color Acrylic Paint and print onto the canvas panel which beforehand has been painted with a light colour.


Comment faire




1. Paint the canvas panel with glossy A-Color Acrylic paint in a light colour. Paint the frame with black paint. Let it dry.



2. Etch designs into the sheet of foam rubber using a bone folder or a knitting needle. (You may use a pencil first).



3. Brush glossy black A-Color Acrylic Paint. Use a flat foam stencil brush and only a small amount of paint.



4. Press the foam rubber printing plate with the colour down onto the painted canvas panel.



5. Glue the canvas panel into the frame.