




## Neocolor II and Markers on Watercolour Paper as Postcards

v13013


This postcard is made from A5 watercolour paper on which designs are drawn with a black marker. Then the postcard is coloured in with the watercolour crayons, Neocolor II from Caran d'Ache and wet brush strokes are applied, so the colours run together. A line has been drawn on the back that separates the areas for writing a greeting and for adding the name and address of the recipient.

5+


### Comment faire



**1.** Draw a design on a piece of watercolour paper using a permanent marker pen, for instance an Edding 200. The design can be from your own imagination or relate to a specific experience.



**2.** Colour in the design using the watercolour crayons, Neocolor II from Caran d'Ache.



**3.** Use a wet brush and brush over the colours so they dissolve and run together. Let the finished picture dry and then press it underneath a heavy object.





4. Use the black permanent marker and divide the back with a vertical line. Now there is a writing area and an area to enter the recipient's details.



Another variant -