



Necklaces with Pendants


v12814

Colour in a motif from shrink plastic sheets with a neon marker pen. Thread the pendant onto a piece of satin cord.


Comment faire




1. Draw a motif on the rough side of the shrink plastic sheet.




2. Cut out the motif.



3. Colour in the motif with a Stabilo Marker.



4. Make a hole in the motif for hanging.



5. Put the motif in the oven at 160°C until it has shrunk and unfolded again.



6. Cut a piece of satin cord for the necklace and attach fold-over cord ends onto each end of the satin cord.





7. Insert a round jump ring through the hole of the shrink plastic sheet pendant and through both loops of the fold-over cord ends. Close the round jump ring.



8. Thread large plastic beads onto the doubled-over satin cord to hide the joint.