



A Hair Band with Ears

v1537

Covered with acrylic felt. Ears sewn on and decorated with Sequin Ribbon, Feather Boa and 3D-Liner.

Comment faire



1 Cut out felt for the hair band using the template. Attach as shown using Power Tape.



3 -



4 -



5 -



6 -



7 -






8 -



9 Cut out the ears using the template and fill them with polyester stuffing. Attach to the hair band as shown.



10 -



11 -



12 -



13 -



14 -



15 Glue on the feather boa.




16 Attach felt onto double-sided foil tape. Cut out ears using the template.







17 -



18 -



19 -



20 Pull off the paper and attach as shown.



21 -



22 Decorate with sequin ribbon and 3D-Liner.



23 -



