Un oiseau tressé avec anse

v14513

Cet oiseau avec anse a été tressé en papier design. Des longues fentes sont coupées dans les deux formes doublées et elles sont tressées de la même manière qu'un panier de coeur tressé traditionnel, prêt à remplir avec des bonbons.

Comment faire

1 Print and cut out the template which is available as a separate PDF file for this idea. Double over both pieces of paper and place a template on each, making sure it is right on the score line. Draw around the template and cut out.

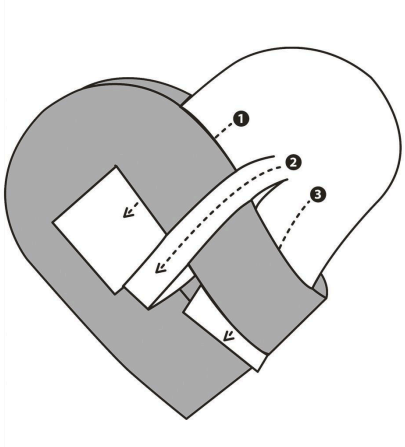

2 Weave the two doubled-over shapes together. See this and the following illustrations. NB: When the bird is finished, cut out the handle following the template, double it over and glue it on.

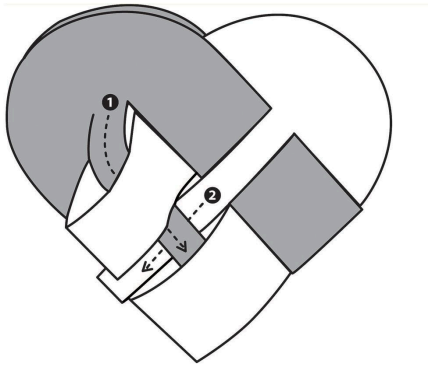

Step 3. -

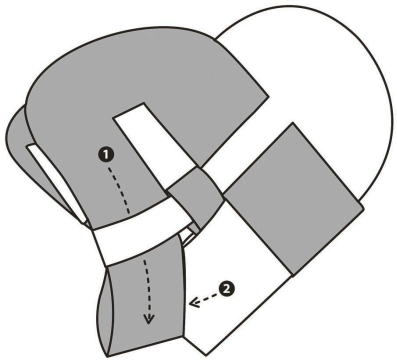

Step 4. -

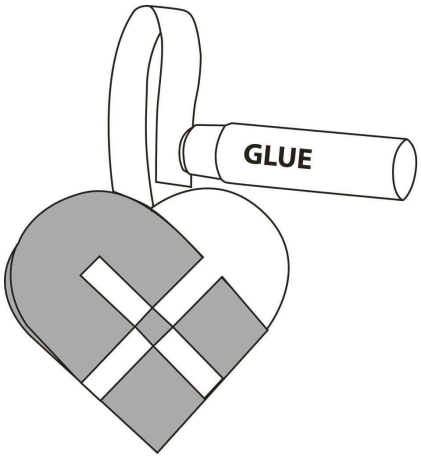

Step 5. -

(20,7 cm)

(20,7 cm)

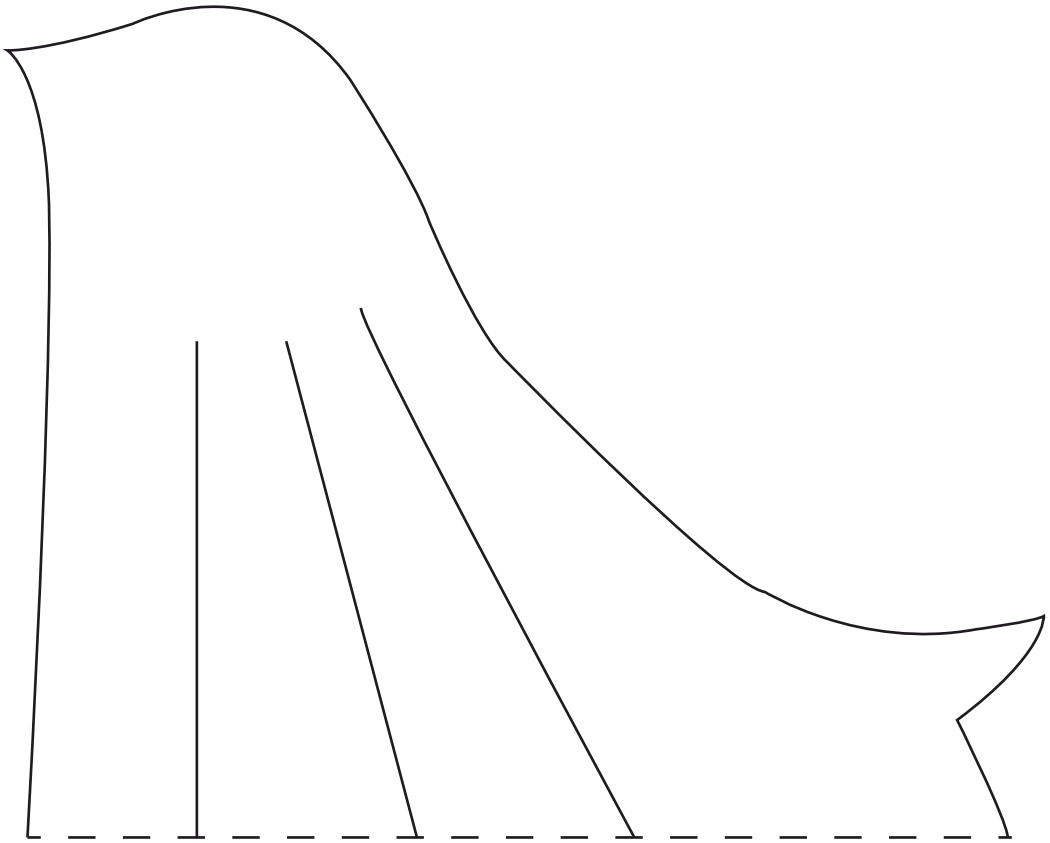



Inspiration
14507