



## A woven Cone from Design Paper

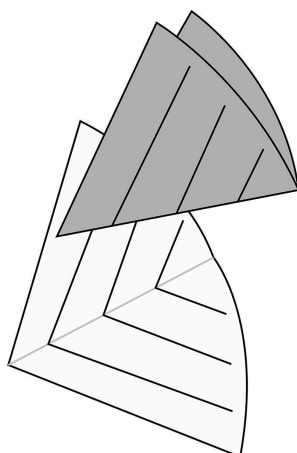
v14510

Each of these cones with a handle are woven from Vivi Gade design paper in two different designs.

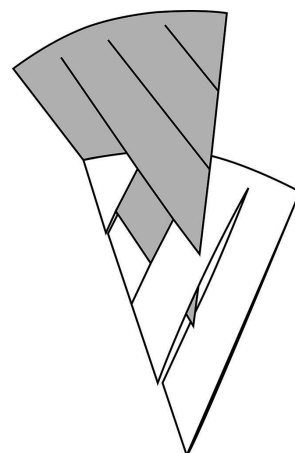
### *Comment faire*



**Step 1.** Print and cut out the template which is available as a separate PDF file for this idea. Copy the template onto two different pieces of paper and cut out. Fold each cut-out in the middle as illustrated and then follow the photo instructions.




**Step 2.** -

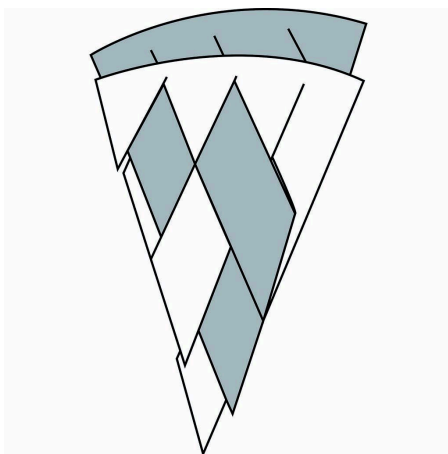


**Step 3.** -

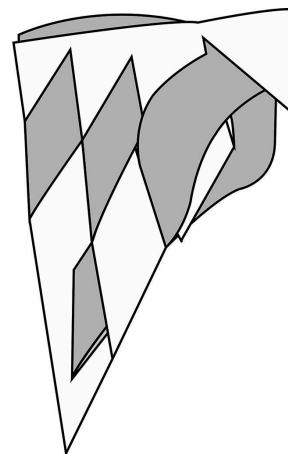




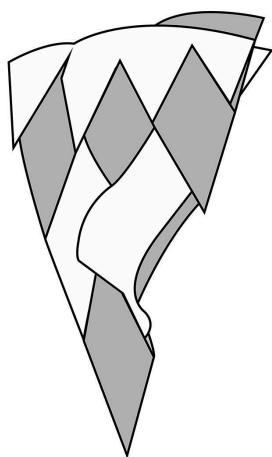
Step 4. -



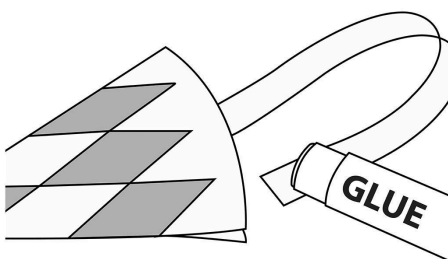
Step 5. -



Step 6. -



Step 7. -



Step 8. -



