




Place Cards with Emojis


v14971

Personal black/white place cards decorated with Emojis with different expressions that match the party guests.


Comment faire



1 Cut an 8.5 x 5.5 cm piece of white card and a slightly smaller piece of black/white patterned card. Also cut an 8.5 x 2 cm piece of white card and circles with a 4 cm diameter.



2 Assemble all three parts with double-sided adhesive tape.



3 Attach googly eyes onto the card circles.





4 Draw the rest of the face with a black marker pen. Vary the facial expressions according to each individual person to make them all personal.



5 Use glitter glue for the cheeks and leave to dry.



6 Write names with a black marker pen.



7 Attach the card faces onto the place card with 3D foam pads. Attach a place card onto each glass with a wooden mini clothes peg.