



Bow-shaped Napkins with Card Napkin Rings


v14915

These napkins are folded into bow shapes as illustrated in steps 1-11 below. The napkin rings are made from card which are cut into 10 x 3 cm strips and then rolled around the middle of the folded napkin. The card ring is assembled with a glue gun and decorated with a sticker in the middle.

Comment faire



Step 1. -




Step 2. -




Step 3. -



Step 4. -



Step 5. -



Step 6. -





Step 7. -



Step 8. -



Step 9. -



Step 10. -



Step 11. -