



## A Guest Picture with an Elephant


v14913

Make a lovely picture of an elephant and cut out balloons which you can bring along to your baby shower party. All guests write their names in a balloon which is then glued onto the picture. This makes it a personal memory from the day. The picture is inserted into a painted picture frame.


### Comment faire



**1** Paint the picture frame and the backing panel with white craft paint.



**2** Print the template and copy the parts onto card in your chosen colours.



**3** Punch out circles from glitter card using a screw punch. Use these circles for decorating the elephant's ear.



**4** Attach all the parts (incl. sequins) onto the panel using Clear Multi Glue. You may use a brush.




**5** Let the guests write their names on the balloons using a Medallion pen.



**6** Glue the balloons onto the backing panel.





**7** Draw the strings for the balloons, the eye and the tail with a Medallion pen.



