




A Hair Band with Felt Flowers and Cabochons


v14779

This hair band is covered by braiding a piece of satin cord around it. It is then decorated with felt flowers and cabochons.


Comment faire



1 Cut a 4 meter piece of satin cord and braid around the hair band (macramé knots). Start approx. 2-3 cm from one end of the hair band.



2 Braid half a knot as illustrated.



3 Braid another half knot as illustrated. Repeat step 2 and 3.





4 Finish with a half knot on the inside of the hair band and secure the ends on the inside of the hair band using a cross stitch needle. Finally cut off the excess.



5 Glue felt flowers and cabochons onto the hair band using a glue gun.