



## Papier-mâché Pumpkins decorated with Fabric Decoupage

v15327

These papier-mâché pumpkins are decorated with fabric decoupage and natural hemp.

### *Comment faire*



**1** Cut out the fabric using the template which is attached as a separate PDF file on this page. NB: The template for the large pumpkin is half size as the fabric needs to be folded in half.



**2** Apply decoupage lacquer for fabric onto the pumpkin using a brush.



**3** Place the fabric on the pumpkin and cut a notch to make it fit at the top.






**4** Cross the fabric over to make it fit.



**5** Secure the fabric with decoupage lacquer for fabric.



**6** Stagger the fabric when attaching it to the pumpkin. Start in the grooves of the pumpkin when attaching each piece of fabric.



**7** Continue with this technique for the entire pumpkin.



**8** Use the template for cutting a piece of fabric for the base.



**9** Attach the piece of fabric onto the base of the pumpkin using decoupage lacquer for fabric.



**10** Apply a coat of decoupage lacquer for fabric over the fabric for improved durability.



**11** Soak the natural hemp in decoupage lacquer for fabric.



**12** Apply a coat of decoupage lacquer for fabric onto the stalk and wrap the natural hemp around the stalk. Leave to dry.







**13** Cut a cross in the stalk of the small pumpkins.



**14** Double over a piece of natural hemp four times so that it measures approx. 10 cm. Push one end of the folded piece of natural hemp into the cross in the stalk.



**15** Soak the piece of natural hemp that will be used for wrapping around the stalk.



**16** Wrap the piece of natural hemp around the stalk.





**17** Make coils by wrapping the soaked piece of natural hemp around a brush or similar. Leave to dry.



**18** Remove the dried coils. Apply a coat of decoupage lacquer for fabric onto the stalk and secure the coils by wrapping them together with the other pieces of natural hemp onto the stalk.





FOLD  
STOR STRÅKAR

Bord  
ty Helen  
os alle  
Gosson

lille stråker

