



Straw snowflakes for hanging


v15753

Make these snowflakes from straws which are tied together with thread. Use as a hanging decoration.


Comment faire



1 Let the straws soak in water for approx. 4 hours.



2 Tie 12 pieces of straw together in the middle with a piece of gold thread.




3 Print the template which is available as a separate PDF on this page and place it on a needle felting foam pad or similar. Attach the straws onto the template design with a pin as shown in the photo.






4 Gather four pieces of straw at a time and tie them together. Secure the joints onto the template with pins.




5 Divide the bundle of four straws into two bundles of two straws each. Gather two straws with the next two straws across. Tie them together at the next point on the template.



6 Remove the snowflake from the template and trim the ends into points.



7 Make other variants by trimming at an angle towards the middle.



8 Attach a piece of gold thread for hanging.



