

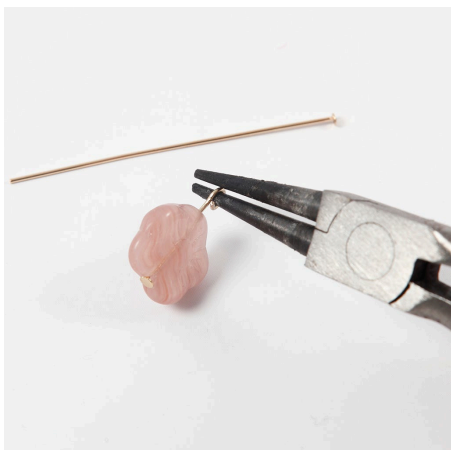


Round earrings with rocaille seed beads and glass beads


v15795

Make earrings from these creole hoops decorating them with rocaille seed beads threaded onto a piece of brass wire. Decorate further with a pendant made from an eye pin with a glass bead.


Comment faire



1 Put a glass bead onto an eye pin. Cut off the excess pin and twist the end at least one and a half times around 2 mm from the bead as shown in the photo.



2 Thread the pendant onto the creole hoop earring. Twist brass wire tightly around approx. 1 cm of the middle of the earring.



3 Fill 9-10 cm of the brass wire with mixed coloured beads.





4 Twist the filled brass wire tightly around both sides of the glass pendant on the creole hoop earring as shown in the photo.



5 Secure the end of the brass wire by wrapping tightly between the beads and preferably through the eyes of the beads to secure the end. Trim the excess brass wire.