



Christmas Decorations you can make yourself

v10541


Comment faire




1
Weave a base using 8 x 8 paper strips. For a basket measuring 11 x 11 cm use the wide paper strips.




2
Glue as shown in the photo and cut off excess strips.



3
Fold along the two outer layers of all four lengths.



4
Punch holes with a Fiskars eyelet setter in all four corners as shown in the photo.



5
Set eyelets.



6
The basket gets its shape by gathering all the corners with organza ribbon.