




A Woven Star with a Tassel


v12844

This star with a tassel and wooden beads is made from Vivi Gade Design weaving paper strips.

Comment faire



- 1.**
Cut the ends off four strips of paper diagonally.



- 2.**
Pull the strips alternately outside and into the adjacent strip -



- 3.**
- to form a square.



- 4.**
Take one strip and bend down. Proceed like this with all four strips.



- 5.**
Insert the last strip into and under the first strip -



- 6.**
- and pull it through. Then turn the star over and repeat on this side.







7.
Take the strip on the left and bend it backwards to the left, and press it down.




8.
Bend the strip towards the middle and press it down.



9.
It will look like two triangular roofs.



10.
Make sure that all the strips are in line with the other strips.



11.
Bend the left strip over the other and press it down.



12.
Lift the strip and pull it through the hole in front –



13.
- and pull it through. Repeat with the next three strips on the left side and turn the star over.



14.
Repeat the bending of the strips on this side following steps 7-12.



15.
Take the strip – twist it backwards and push it through the adjacent strip.





16.
Pull the strip all the way through, so it comes out through one of the flat points -



17.
- and carefully pull tight.



18.
Continue the same way with the next three strips.



19.
Insert the last strip under the first pointed tip.



20.
Turn the star over.



21.
Repeat the bending of the strips on this side following steps 15-19.



22.
Cut off the strips right by the flat ends.



23.
Cut a piece of string measuring approx. 2m. Wrap approx. 1.5m of the string around four fingers.



24.
With the remaining 0.5m wrap this around one, leaving a small loop at the top.





25.
Pull the end of the string through a needle and push it through the loop at the top.



26.
Push the needle through the loop a couple of times.



27.
Thread two beads onto the string.



28.
Now push the string through the star and thread another bead onto the string.



29.
Cut open the tassel, loosening the strings.



30.
Attach self-adhesive rhinestone half-pearls onto the centre of the star.