




Pom-Poms made from Construction Straws


v14718

These two pom-poms are made from construction straws that are gathered in a bunch and tied tightly with a waxed cotton cord.


Comment faire



1
Cut a long piece of waxed cotton cord and gather approx. 40 construction straws into a bundle. Wind the cotton cord twice around the bundle and tie loosely.



2
Then tighten the cords and tie 2-3 very tight knots. This will make the straws spread.



3
Cut off one of the cords and squeeze the straws into shape, so that they resemble a pom-pom shape.



Another variant