




Mini Gift Boxes

v11860

Folding white card boxes with a lovely ribbon and punched out hearts.


Hoe werkt het




1 Fold the box following the printed folding lines as guides.



2 Put the ribbon around the box and glue it together.



3 Cut a heart using the squeeze punch and glue it onto the ribbon or the box.



4 Alternative: Draw a heart using the template and cut it out.



