




Country dozen

v11610

Grote hoedendozen van papier-mâché bekleed met country papier en gedecoreerd met zigzaglinten en maritieme figuren.


Hoe werkt het




1. Measure the circumference and cut the paper with an extra approx. 2cm on each side. Cover the box and the paper with VTR adhesive before fitting. When cutting push the paper together so the pattern matches.



2. Make incisions at the bottom and edge. Apply glue before folding down the flaps.



3. Cover the edge of the lid in the same way.



4. Draw the outline of the lid on the back of the paper and cut out.



5. Apply glue onto the lid and attach the paper whilst smoothing it out. Cover the base of the box in the same way.



6. Glue on Zigzag ribbon where desired.





- 7.**
Glue on Maritime Figures as decoration.